

# Refrigerant Detector-Transmitter E2608-HFC



## Features

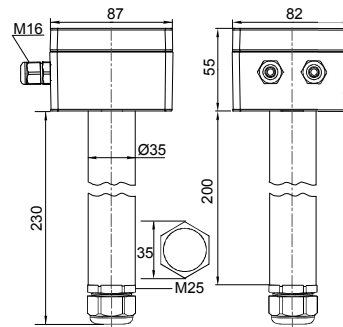
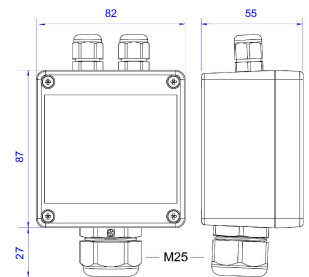
- Wall-mount or duct-mount version
- Industrial IP65 housing
- Two relays for alarm / ventilation control
- Two analog outputs settable to 4-20 mA or 0-10 V
- RS485 Modbus RTU digital interface
- Attached or remote sensor

## Specifications

Detected gases	R-12, R-123, R-125, R-134a, R-143, R-22, R-404a, R-407c, R-410a etc
Sensing method	long-life metal-oxide gas sensor
Sampling method	diffusion
Detection range	0...1000 ppm halocarbon gas
Resolution / digital unit	1 ppm halocarbon gas
Signal update	every 1 second
Response time	~60 seconds
Maintenance interval	12 months
Sensor lifetime	> 5 years
Self-diagnostics	full functionality check at start-up
Warm-up time	≤ 1 min
Power supply	11...30 VDC, 24 VAC or 90...265 VAC
Power consumption	< 2 VA
Digital interface	RS485, Modbus RTU protocol
Analog outputs	2 × 4-20 mA / 0-10 V, user settable
Output scale width	recommended: 20-100% of the range; > 10 × resolution in any case
Output relays	2 × SPST relays (closing contact), 250 VAC / 30 VDC, 5 A max
Default alarm set-points	LOW: set 100 ppm, release 80 ppm HIGH: set 500 ppm release 400 ppm
Enclosure	light grey ABS plastic, wall mount, protection class IP65
Dimensions	H85 × W82 × D55 mm
Remote sensor probe	protection IP65, shielded cable default cable length 3.0 m
Operating environment	industrial indoor and outdoor locations
Operating conditions	-30...+70 °C, 15...95% RH pressure 0,9...1,1 atm; non ATEX areas; normal ambient oxygen level; no strong mechanical shock, vibrations or EMI; avoid exposure to corrosive gases or silicone containing products

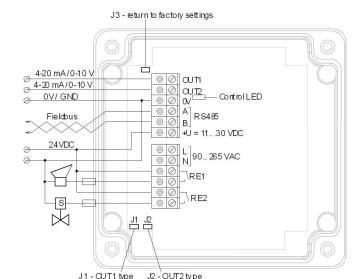
Ask for other versions or custom designed products

### Wall mount version



### Duct mount version

### Connection diagram



### Remote probe

